

Graduation Rates 2014-15

Institution: University of South Florida-Main Campus (137351)

User ID: P1373511

Overview


Welcome to the IPEDS Graduation Rates (GR) survey component. The GR component collects data on the cohort of full-time, first-time degree/certificate-seeking undergraduate students and tracks their completion status at 150% of the normal time to complete all requirements of their program of study. This information is collected to assist institutions in complying with the requirements of the Student Right-to-Know Act.

Once a student is in the cohort, they remain in the cohort, even if their status changes to part-time or they drop out or transfer out of the institution. However, adjustments can be made to the cohort for allowable exclusions, which include the death of a student, permanent disability, military deployment, or service on an official church mission or with a foreign aid service of the Federal government.

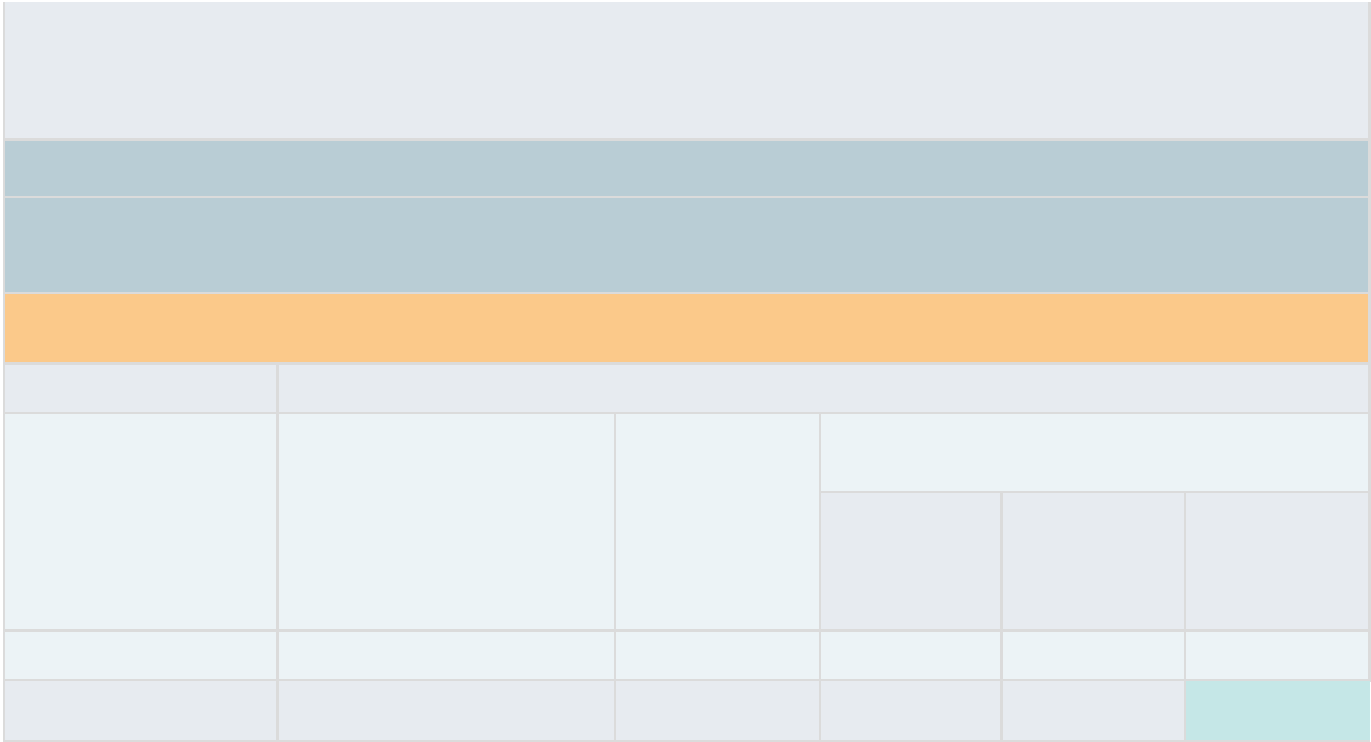
The survey materials package for this component can be downloaded using the following link: [Survey Materials](#)

To access your prior year data submission for this component: [Reported Data](#)

If you have questions about completing this survey, please contact the .




| | | | |
|--|-------|------------------------------------|---|
| <u>Hispanic/Latino</u> | 357 | <input type="text" value="357"/> | 0 |
| <u>American Indian or Alaska Native</u> | 7 | <input type="text" value="7"/> | 0 |
| <u>Asian</u> | 148 | <input type="text" value="148"/> | 0 |
| <u>Black or African American</u> | 236 | <input type="text" value="236"/> | 0 |
| <u>Native Hawaiian or Other Pacific Islander</u> | 2 | <input type="text" value="2"/> | 0 |
| <u>White</u> | 1,358 | <input type="text" value="1,358"/> | 0 |
| Two or more races | 7 | <input type="text" value="7"/> | 0 |
| <u>Race and ethnicity unknown</u> | 42 | <input type="text" value="42"/> | 0 |
| | 2,170 | 2,170 | 0 |
| | | | |
| | 3,894 | 3,894 |  0 |

| Screen 1 of 3 | <u>Cohort</u> year 2008 | | | | |
|---------------|--|--|---|---------------------------------|-------------------------------------|
| | <u>Bachelor's or equivalent degree-seeking subcohort</u> | <u>Subcohort students who completed their program within 150% of normal time to completion</u> | | | <u>Total completers within 150%</u> |
| | | ❓ Completers of programs of less than 2 academic yrs (or equivalent) | ❓ Completers of programs of at least 2 but less than 4 academic yrs (or equivalent) | Completers of Bachelor's or equ | |
| | | | | | |
| | | | | | |
| | | | | | |
| | | | | | |
| | | | | | |
| | | | | | |
| | | | | | |
| | | | | | |
| | | | | | |
| | | | | | |
| | | | | | |
| | | | | | |
| | | | | | |
| | | | | | |
| | | | | | |
| | | | | | |
| | | | | | |
| | | | | | |
| | | | | | |
| | | | | | |
| | | | | | |
| | | | | | |
| | | | | | |
| | | | | | |
| | | | | | |



| | | | | | |
|--------------|--------------|--------------|--------------|--------------|--------------|
| [Light Blue] | | | | | |
| [Light Blue] | | | | | |
| [Orange] | | | | | |
| [Light Blue] | | | | | |
| [Light Blue] | [Light Blue] | [Light Blue] | [Light Blue] | [Light Blue] | [Light Blue] |
| [Light Blue] | [Light Blue] | [Light Blue] | [Light Blue] | [Light Blue] | [Light Blue] |
| [Light Blue] | [Light Blue] | [Light Blue] | [Light Blue] | [Light Blue] | [Teal] |

| | | | | | | | |
|--|--|--|--|--|--|--|--|
| | | | | | | | |
| | | | | | | | |
| | | | | | | | |
| | | | | | | | |



Institution: University of South Florida-Main Campus (137351)

User ID: P1373511

Edit Report

| Source | Description | Severity | Resolved | Options |
|------------------------|--|----------|----------|---------|
| Screen: Cohort, part 1 | | | | |
| Upload File | The total number of students (men + women) in the revised cohort is outside the expected range based o | | | |
| | | | | |
| | | | | |
| | | | | |
| | | | | |
| | | | | |
| | | | | |