

## Overview

**Institutional Characteristics Header Overview**

Welcome to the Institutional Characteristics Header survey component (IC Header). This survey was introduced to collect data that are key to reporting throughout the IPEDS data collection, and must be completed and locked before any other survey can be started.

Some IC Header questions may require nothing more than a confirmation, if nothing has changed. Please make changes as necessary, and complete items that do need a response (enrollment questions).

Remember, it is the responsibility of the keyholder to provide NCES with accurate data about the institution. Please never hesitate to call the IPEDS Help Desk at 1-877-225-2568 and ask for help to make sure that you are reporting correctly!

Because of the importance of the IC Header data in determining the screens you will receive in other surveys, be sure to report correctly, and to contact the IPEDS Help Desk if you have **ANY** questions about what you need to report.

The IC Header data affect other survey components in the following ways:

- The Educational Offerings question verifies your institution's inclusion in IPEDS.
- The Control and Levels page is key to all survey components, especially to Finance (F) and Graduation Rates (GR). Additionally, this is important information for students, impacts many federal reports, and is used in placing institutions in appropriate net price groupings.
- Calendar system selection impacts student charges data reported in Institutional Characteristics (IC), Fall Enrollment (EF) data, GR data, and Student Financial Aid (SFA) data related to the net price calculation.
- Enrollment levels impact student charges in IC and enrollment categories in the EF survey component.
- The Open Admission question determines whether the Admissions component will be required in the Winter.
- The Academic Libraries expenses question determines whether the Academic Libraries component will be required in the Spring. This question is asked of degree-granting institutions only.
- The operations question for new institutions determines reporting of 12-month enrollment (E12).

To download survey materials package for this component: [Survey Materials](#)





Part B - Organization - Calendar System

**Your response to the next question determines how your institution reports Institutional Characteristics student charges data in the fall, Student Financial Aid data in the winter, and Graduation Rates data in the winter. It also impacts the net price calculation in the Student Financial Aid survey.**

If the calendar system differs from prior year or requires a change, please contact the Help Desk at 877.225.2568.


**3. What is the predominant calendar system at the institution? [Choose one]**

**b**



|                     |  |  |  |                     |                     |                     |                     |                     |                     |                     |
|---------------------|--|--|--|---------------------|---------------------|---------------------|---------------------|---------------------|---------------------|---------------------|
| [Dark Teal Header]  |  |  |  |                     |                     |                     |                     |                     |                     |                     |
| [Light Teal Header] |  |  |  |                     |                     |                     |                     |                     |                     |                     |
| [Dark Teal Header]  |  |  |  | [Dark Teal Header]  |                     |                     | [Dark Teal Header]  |                     |                     |                     |
| [Light Teal Header] |  |  |  | [Light Teal Header] | [Light Teal Header] | [Light Teal Header] | [Light Teal Header] | [Light Teal Header] | [Light Teal Header] | [Light Teal Header] |
| [Light Gray Header] |  |  |  | [Light Gray Header] | [Light Gray Header] | [Light Gray Header] | [Light Gray Header] | [Light Gray Header] | [Light Gray Header] | [Light Gray Header] |
| [Light Teal Header] |  |  |  | [Light Teal Header] | [Light Teal Header] | [Light Teal Header] | [Light Teal Header] |                     |                     |                     |

Part B - Multi-institution or Multi-campus Organization


|  |  |
|--|--|
|  |  |
|  |  |
|  |  |
|  |  |
|  |  |










|  |  |
|--|--|
|  |  |
|  |  |



|  |  |
|--|--|
|  |  |
|  |  |









**IC Header**

**University of South Florida-Sarasota-Manatee (451671)**

There are no errors for the selected survey and institution.