

Institution: University of South Florida-Sarasota-Manatee (451671)
User ID: P4516711

Overview

Human Resources Overview

Welcome to the IPEDS Human Resources (HR) survey component. The HR component collects important information about your institution's staff.

Data Reporting Reminders

Human Resources Screening Questions

Does your institution have any part-time staff?

*If you answer **Yes** to this question, you will be provided the screens to report part-time staff.*

No

Yes

Does your institution have graduate assistants?

*If you answer **Yes** to this question, you will be provided the screens to report graduate assistants.*

No

Part A1 - Full-time Instructional Staff - Without Faculty Status

Number of Full-time Instructional Staff

Without Faculty Status

As of November 1, 2016

- Report Hispanic/Latino individuals of any race as Hispanic/Latino
- Report race for non-Hispanic/Latino individuals only
- Include both Primarily Instruction and Instruction Combined with Research and/or Public Service


Men

Race/ethnicity	Without Faculty Status
Nonresident alien	0
Hispanic/Latino	0
American Indian or Alaska Native	0
Asian	0
Black or African American	0
Native Hawaiian or Other Pacific Islander	0
White	0
Two or more races	0
Race and ethnicity unknown	0
Total men	0

Women

Race/ethnicity	Without Faculty Status
Nonresident alien	0
Hispanic/Latino	0
American Indian or Alaska Native	0
Asian	0
Black or African American	0
Native Hawaiian or Other Pacific Islander	0
White	0
Two or more races	0
Race and ethnicity unknown	0
Total women	0


Part A2 - Full-time Instructional Staff by Function



Part B1 - Full-time Non-instructional Staff by Occupational Category

The table content is mostly redacted with a solid grey block. A single cell in the lower portion of the table is blacked out. A teal horizontal band is visible near the bottom of the table area.

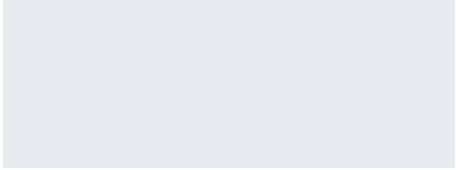
Part B1 - Full-time Non-instructional Staff by Occupational Category

The table content is redacted with a large blue block. A thin orange horizontal line is visible below the blue block, and a small light blue rectangular area is visible at the bottom left of the redacted section.

A decorative header pattern consisting of a grid of colored blocks. The top row has six blocks of light blue. The second row has six blocks of teal. The third row is a single long light blue block. The fourth row has six blocks of teal. The bottom row has one light blue block followed by five purple blocks.

Light Blue	Light Blue	Light Blue	Light Blue	Light Blue	Light Blue
Teal	Teal	Teal	Teal	Teal	Teal
Light Blue	Light Blue				
Teal	Teal	Teal	Teal	Teal	Teal
Light Blue	Purple	Purple	Purple	Purple	Purple

Part C - Full-time Summary



Part G - Average Salary by academic rank

**Average Salary by academic rank
 for Full-time Instructional Staff**

Annual Average Salaries, 2016-17

Gender and academic rank	Average Salaries				Equated 9-month Average Salary
	12 months	11 months	10 months	9 months	
Men					
Professors				137,059	137,059
Associate professors	150,000			110,570	110,785
Assistant professors				72,116	72,116
Instructors	68,817			61,071	58,582
Lecturers					
No academic rank					
Total men	82,348			83,582	80,465
Women					
Professors				90,367	90,367
Associate professors				77,285	77,285
Assistant professors	68,577			78,170	72,822
Instructors	59,105			60,847	56,961
Lecturers					
No academic rank					
Total women	62,263			71,593	67,858
Total (men + women)	72,305			77,759	74,315

Part G - Salary Outlays for Non-instructional Staff

Part D - Part-time Staff by Occupational Category

Number of Part-time Staff by Occupational Category

As of November 1, 2016

•Report Hispanic/Latino individuals of any race as Hispanic/Latino

•Report race for non-Hispanic/Latino individuals only


Men

Race/ethnicity	Archivists, Curators, and Museum Technicians 25-4010	Librarians 25-4020	Library Technicians 25-4030	Student and Academic Affairs and Other Education Services Occupations 25-2000 + 25-3000 + 25-9000	Library and Student and Academic Affairs and Other Education Services Occupations
Nonresident alien		0	0	0	0
Hispanic/Latino		0	0	0	0
American Indian or Alaska Native		0	0	0	0
Asian		0	0	0	0
Black or African American		0	0	0	0
Native Hawaiian or Other Pacific Islander		0	0	0	0
White		0	0	0	0
Two or more races		0	0	0	0
Race and ethnicity unknown		0	0	0	0
Total men		0	0	0	0

Women

Race/ethnicity	Archivists, Curators, and Museum Technicians 25-4010	Librarians 25-4020	Library Technicians 25-4030	Student and Academic Affairs and Other Education Services Occupations 25-2000 + 25-3000 + 25-9000	Library and Student and Academic Affairs and Other Education Services Occupations
Nonresident alien		0	0	0	0
Hispanic/Latino		0	0	0	0
American Indian or Alaska Native		0	0	0	0
Asian		0	0	0	0
Black or African American		0	0	0	0
Native Hawaiian or Other Pacific Islander		0	0	0	0
White		0	0	0	0
Two or more races		0	0	0	0
Race and ethnicity unknown		0	0	0	0
Total women		0	0	0	0

Total (men+women)		0	0	0	0
Total from prior year					



Grand Total
(All part-time
staff)

0

1

Total women	0	0	1	0	0	32
Total (men+women)	0	0	1	0	0	58
Total from prior year						61

25-4010, 25-4020, 25-4030,
25-2000, 25-3000, 25-9000,
29-0000

Race and ethnicity unknown							
Total women	0	0	5	0	0	17	
Total (men+women)	0	0	8	0	0	40	

Human Resources Survey Evaluation

Human Resources

University of South Florida-Sarasota-Manatee (451671)

Source	Description	Severity	Resolved	Options
Screen: D - Graduate Assistants				
Upload File	This number is outside the expected range of between 1 and 30 based on the prior year value. Please correct your data or explain. (Error #1387)	Explanation	Yes	
Reason:	Only research related graduate assistants in current year. USF Sarasota-Manatee does not have doctoral programs.			
Screen: H - New Hires Instructional, Tenure				
Perform Edits				